

## **5.2 Street Trees**

One (1) street tree is required for each Lot that is fifty feet (50') in width. Two (2) street trees are required for each Lot that is sixty feet (60') in width or greater. Each street tree is required to be a minimum four-inch (4") caliper (at the time of planting). Each street tree must be planted midway between the curb and the sidewalk. The trees must be spaced in an equal manner between the interior edge of the driveway on the Lot and the opposite side property line of the Lot, as shown in Exhibit "C". A street tree may not be removed or replaced without the prior written consent of the ARC. Each street tree must be a species designated for street trees in Exhibit "D" attached to these Design Guidelines. Street trees must be maintained and pruned, as necessary, by the Owner of the Lot to preserve views and prevent the obstruction of sidewalks and streets.

**Notice: Easements for utilities may be located at the front of each Lot adjacent to the right-of-way. Prior to planting a street tree, the Builder or Owner is required to contact all utility providers to obtain information concerning the location of the underground utility lines, if any, to avoid injury and/or damage to an underground utility line.**

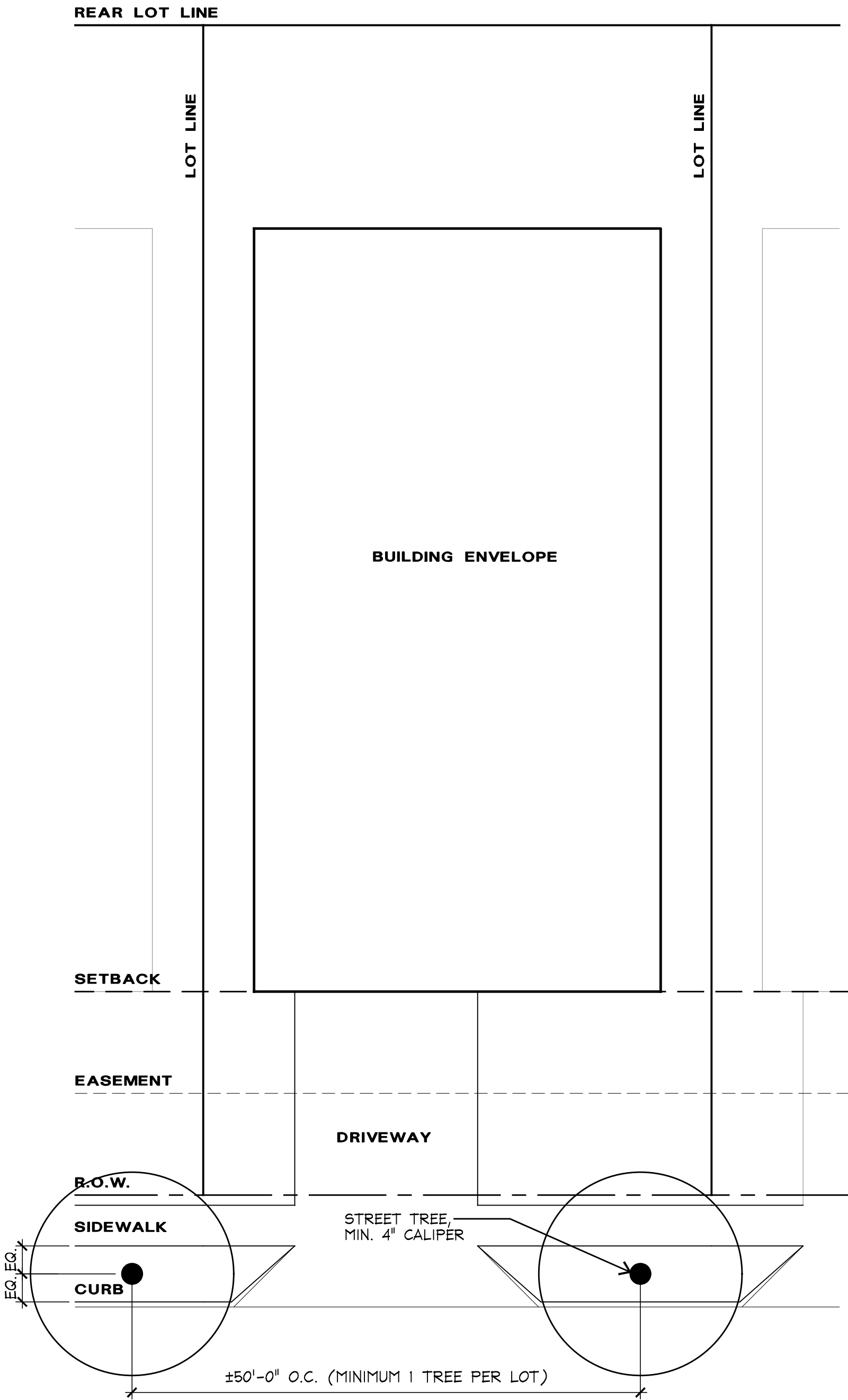
## **5.3 Front Yard Trees**

The only canopy trees permitted in the front yard of a Lot are the street trees addressed in Section 5.2, above.

## **5.4 Rear Yard Trees**

If the rear property line of a Lot or any portion thereof is adjacent to Common Area, two (2) trees with a minimum three-inch (3") caliper (at the time of planting) are required to be planted in the rear yard of the Lot at the time the Lot is landscaped. The type(s) and proposed locations of rear yard trees must be shown on the landscaping Plans for each such Lot.

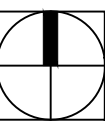
EXHIBIT C - 50' Lot



**STREET TREE YARD PLAN - 50' LOT**




SCALE: 1"=10'



N O R T H

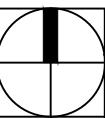
EXHIBIT C - 60' Lot



STREET TREE YARD PLAN - 60' LOT



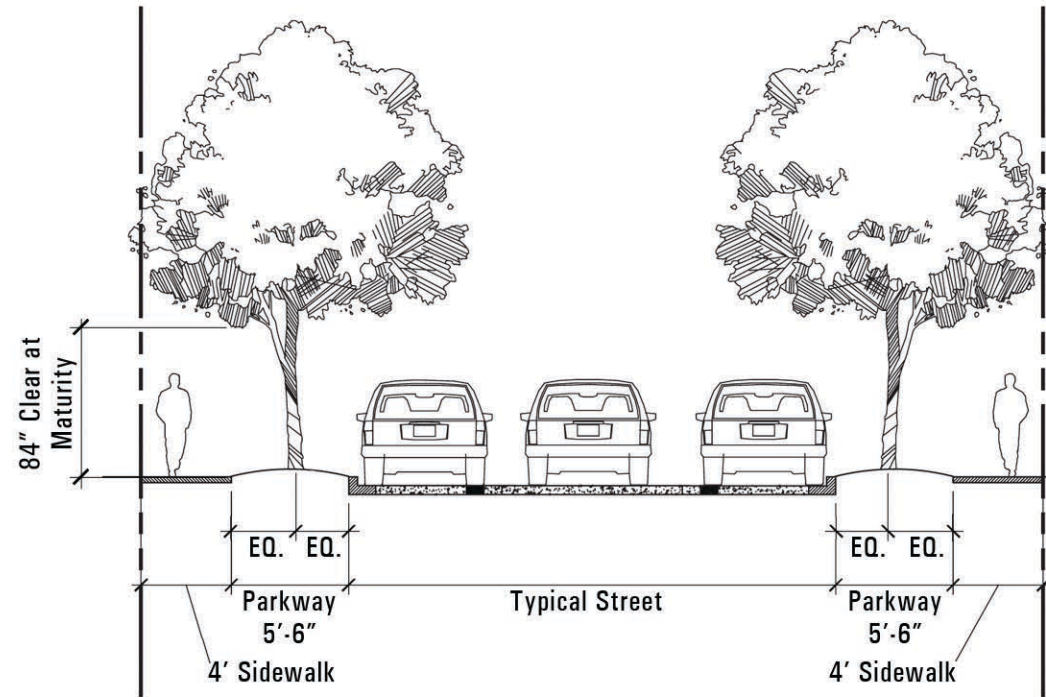
SCALE: 1"=10'



N O R T H



TYPICAL STREET SECTION

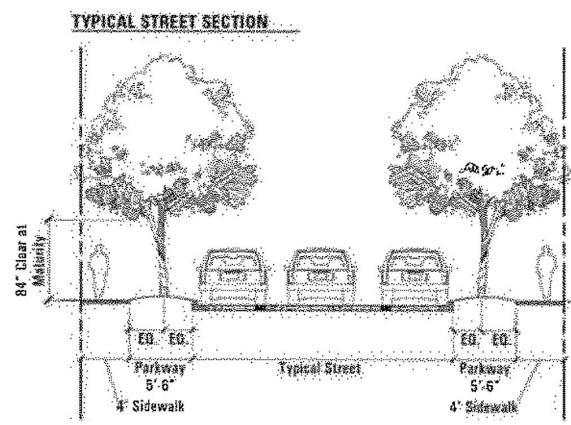
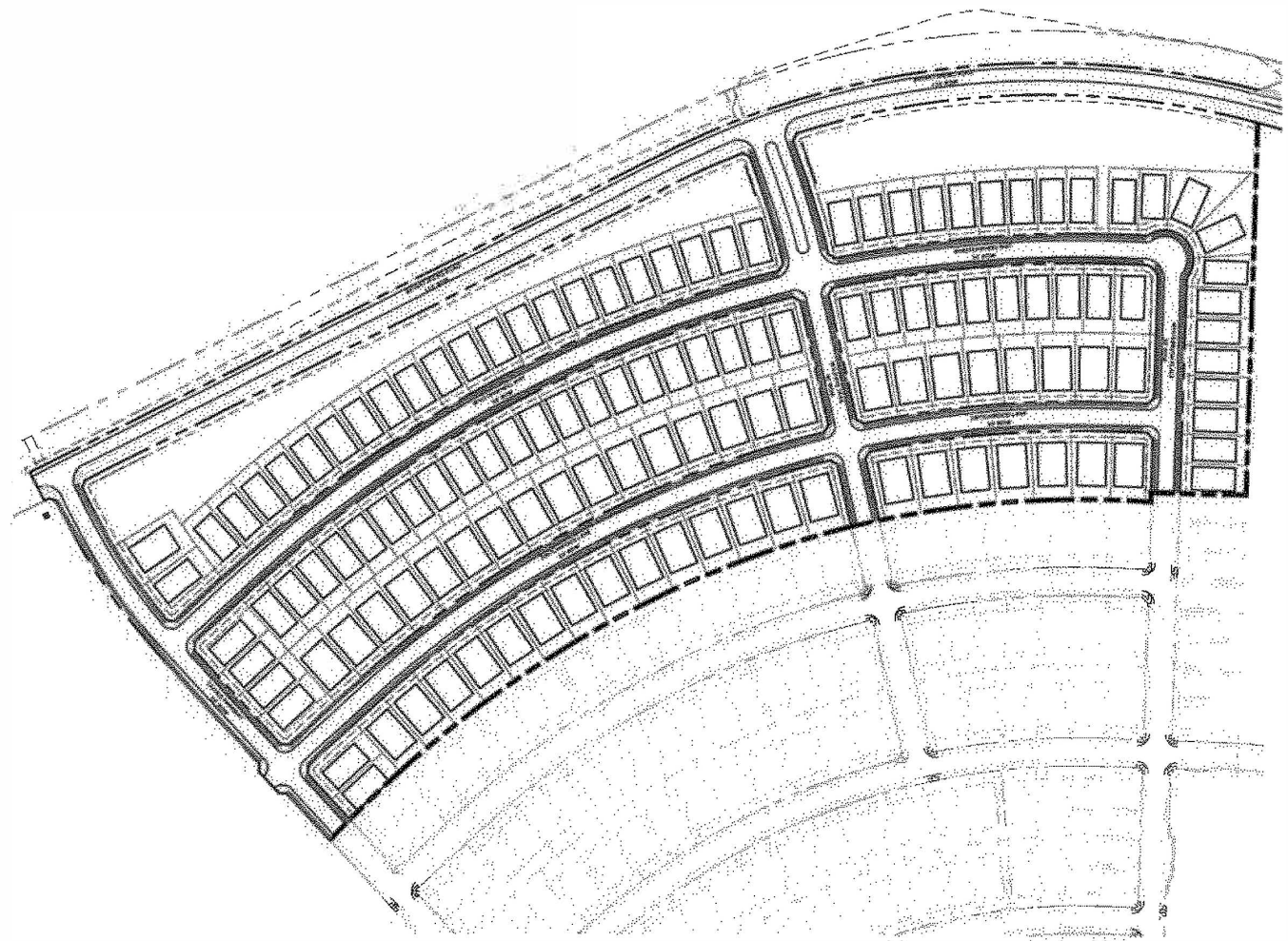


LEGEND

- Live Oak or Lacebark Elm
- Chinkapin Oak or Texas Ash
- Cedar Elm, Texas Ash, or Live Oak
- Shumard Oak

STREE TREE MASTER PLAN





**LEGEND**

	Live Oak or Lacebark Elm
	Chinkapin Oak or Texas Ash
	Cedar Elm, Texas Ash, or Live Oak
	Shumard Oak

# 1 Phase 2 Tree Master Plan

Plan

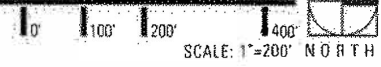


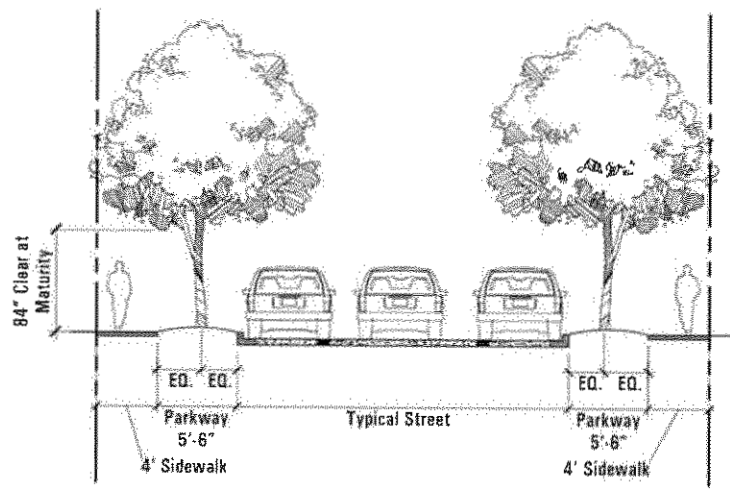
EXHIBIT "E"

Tavolo Park, Phase 2





- for all Lots that front Whisterwheel Way, the street trees must be Chinkapin Oak or Texas Ash
- for all Lots that front Switchwood Lane, the street trees must be Live Oak or Lacebark Elm
- for all Lots that front Tavolo Parkway, the street trees must be Shumard Oak
- for all corner Lots with side Lot lines adjacent to Wildrye Trail, the street trees along Wildrye Trail must be Cedar Elm, Texas Ash or Live Oak
- for all Lots that front Whitebrush Place and for all corner Lots with side Lot lines adjacent to Whitebrush Place, the street trees along Whitebrush Place must be Cedar Elm, Texas Ash or Live Oak



**TYPICAL STREET SECTION**



**LEGEND**

-  Live Oak or Lacebark Elm
-  Chinkapin Oak or Texas Ash
-  Cedar Elm, Texas Ash, or Live Oak
-  Shumard Oak

**1 Phase 3 Tree Master Plan**

Plan

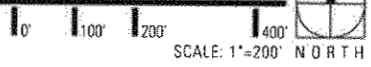
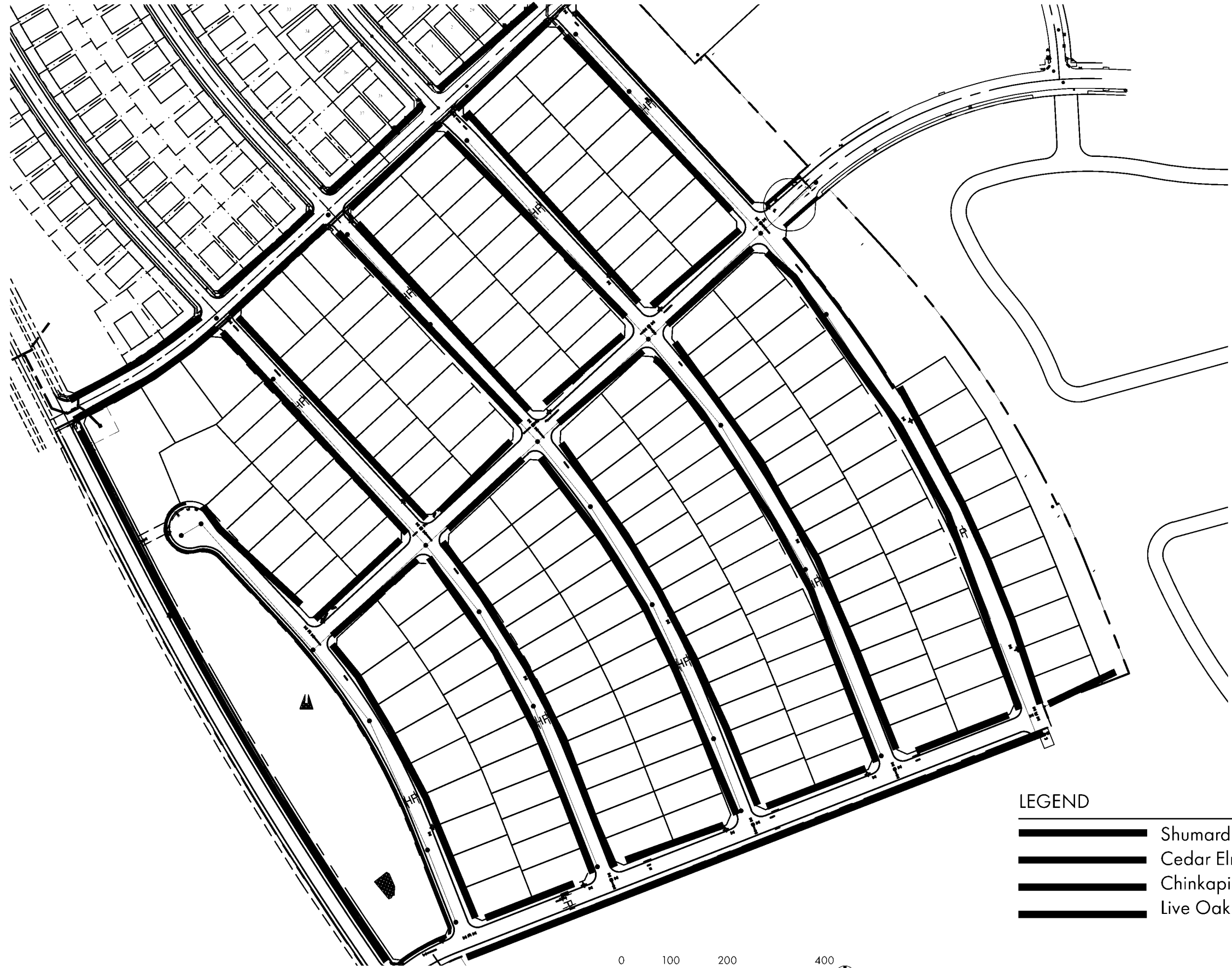






EXHIBIT "F"

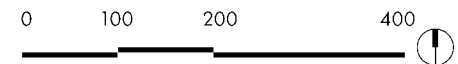
Tavolo Park, Phase 3

- for the Lots that front Woodwheel Drive and Bluebill Place, the street trees must be Shumard Oak
- for all Lots that front Foxgrass Place, the street trees must be Chinkapin Oak or Texas Ash
- for all corner Lots with side Lot lines adjacent to Foxgrass Place, the street trees along Foxgrass Place must be Chinkapin Oak or Texas Ash
- for all Lots that front Strada Cove, the street trees must be Cedar Elm, Texas Ash or Live Oak
- for all Lots that front Foxwheel Way, the street trees must be Live Oak or Lacebark Elm
- for all corner Lots with side Lot lines adjacent to Foxwheel Way, the street trees along Foxwheel Way must be Live Oak or Lacebark Elm
- for all Lots that front Firefox Lane, the street trees must be Cedar Elm, Texas Ash or Live Oak
- for all corner Lots with side Lot lines adjacent to Firefox Lane, the street trees along Firefox Lane must be Cedar Elm, Texas Ash or Live Oak



LEGEND

-  Shumard Oak
-  Cedar Elm, Texas Ash, or Live Oak
-  Chinkapin Oak or Texas Ash
-  Live Oak or Lacebark Elm



This information is based on the most current information available and is intended for conceptual use only.

Garrison/Jones Landscape Architects  
400 N Ervay St #132815  
Dallas, TX 75201

PRA  
Fort Worth, TX

Tavolo Park  
Phase 4 Street Tree Diagram

11/28/2022



**EXHIBIT H****Tavolo Park, Phase 4**

- For all Lots that front Golden Grain Drive, the street trees must be Live Oak or Lacebark Elm
- For all Lots that front Whisterwheel Way, the street trees must be Chinkapin Oak or Texas Ash
- For all Lots that front Switchwood Lane, the street trees must be Live Oak or Lacebark Elm
- For all Lots that front Winterbloom Way, the street trees must be Chinkapin Oak or Texas Ash
- For all Lots that front Pondview Lane, the street trees must be Live Oak or Lacebark Elm
- For all Lots that front Tavolo Parkway and for all corner Lots with a side Lot line adjacent to Tavolo Parkway, the street trees along Tavolo Parkway must be Shumard Oak
- For all corner Lots with a side Lot line adjacent to Foxstem Lane, the street trees along Foxstem Lane must be Cedar Elm, Texas Ash or Live Oak
- For all corner Lots with a side Lot line adjacent to Summerglade Street, the street trees along Summerglade Street must be Shumard Oak